



Worksheet

Name :

Subject:

English/Unit 3/lesson 4/the prepositions

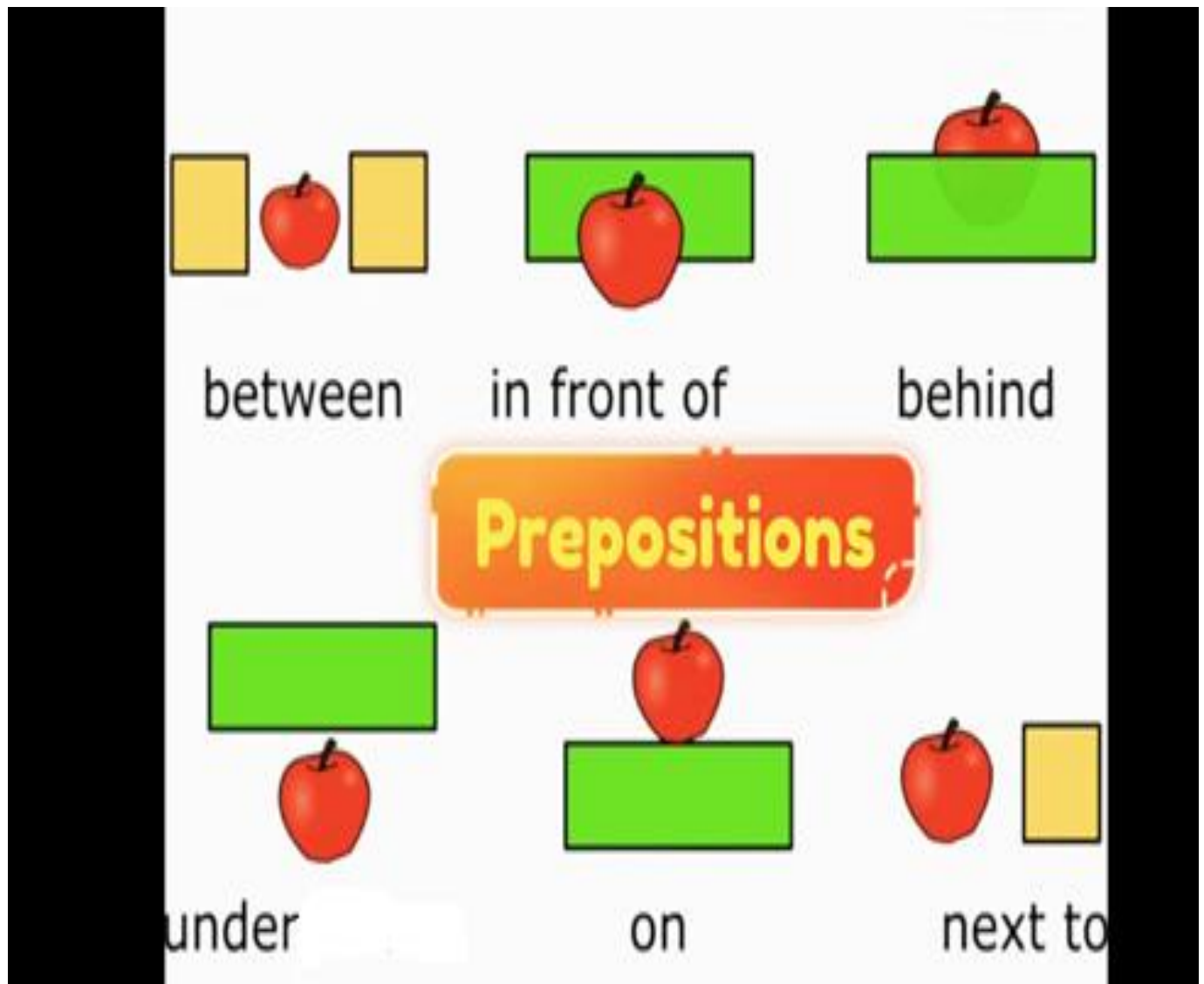
Class:

2(A+B)

Date:

*Prepositions are small words that tell us **where** something is.

*They help us understand the **position** of people, animals, or objects.



Q1.Match each picture to the right preposition.

The illustrations on the left are:

- A box on top of a car.
- A car in front of a box.
- A box next to a car.
- A car inside an open box.
- A car on top of a box.
- A car between two boxes.
- A car behind a box.
- A car under a box.




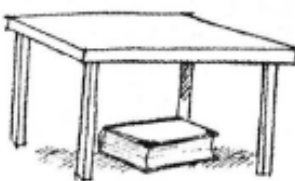

The prepositions on the right are:

- on
- in front of
- under
- next to
- in
- behind
- between

The connections are as follows:

- Box on car → on
- Car in front of box → in front of
- Box next to car → next to
- Car in open box → in
- Car on box → under
- Car between two boxes → between
- Car behind box → behind
- Car under box → under

Q2.Circle the correct preposition.

	on	in
	on	under
	in	on
	under	in
	under	on

“Don’t stop until you’re proud”