



worksheet 10

Name :		Subject:	prepositions
Class:	Grade 1	Date:	







***Learning Objective:** Students should be able to recognize the prepositions: in, on, next to and under.



Learn Grammar

In, On, Under, Next To



	The starfish is in the seashell.		The starfish is on the seashell.
	The starfish is under the seashell.		The starfish is next to the seashell.
	The seashell is under the jellyfish.		The seashells are on the sand.


Q1: Look at the picture and circle the correct words.



- 1 The jellyfish is next to / **under** the seaweed.
- 2 The fish is on / in the ocean.
- 3 The seashell isn't on / next to the rock.
- 4 The fish is next to / under the jellyfish.

Q2: Look at the pictures and complete the sentences using the words in the box.

next to	in	seashell
on	fish	under




The small fish is
the seaweed.



The small fish is
a s .



The small fish is
a big f !



The fish is happy. He is
 his friend.

Q3: Use the words in the box to complete the sentences.

on spider under kitten ~~birds~~ seashells in ~~next to~~



1. There are _____ the hat.

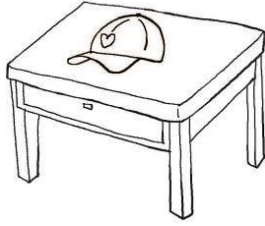
2. There is _____ the hat.

3. There _____ the hat.

4. There _____ the hat.

Q4: Answer the following questions.

1. Where is the cap?



(on, next to, under)

(the chair, the desk, the pencil)

2. Where are the balls?



(in, on, next to)

(the chair, the gift, the box)

3. Where is the water?



(on, in, under)

(the glass, the mug, the jug)

4. Where are the rubbers?



(in, on, under)

(the mug, the sofa, the chair)