




How to Write a Poem

Prepared by: Teacher Sarah



Objectives

- 
1. **Express ideas and feelings using short, creative lines.**
 2. **Describe a topic in a fun and imaginative way.**
 3. **Write a short structured poem (stanzas, lines, rhyme).**
 4. **Use poetic devices.**
 5. **Build confidence in writing and sharing their own ideas.**





Step 1

Look at the topic and ask yourself:



What is it?



What can it do?



How does it look, feel and sound like?

- Example topic “Wind”

What is it? Moving air

What can it do? Push, blow and move things

How does it look like, feel or sound like? Cold, fast, strong, whistling ...etc

Step 2

We use an easy method:



Understand the topic



Make rhyming words related to the topic



Choose a line starter



Step 3

Make a rhyme list

Write 4–6 rhyming words on the side.

Example topic: wind

Rhyme list: mind, find, kind, blind

(You don't need perfect rhymes – near rhymes are OK.)



Step 4

Choose a line starter

Pick ONE easy line starter and repeat it in each line.

More general starters:

Sometimes...

Every day...

In the... (morning / night / sky / street)

With the... (wind / sun / rain / light)

Example:

I see...

I hear...

I feel...

I notice...

It goes...

It comes...

It makes...

I watch



Step 5

Build Stanza 1

Use your starter + simple idea from the topic.
Use your rhyme list if you can.

Example topic: Wind
Stanza 1 (2 lines)
I see the wind move by.
I see the leaves jump high.



Step 5

Build Stanza 2

Same starter OR a new one.
Add a new detail.

Stanza 2 (2–3 lines)
I feel the wind on my face.
I feel it run like a race.



Full Example Poem

Stanza 1

I see the wind move by.
I see the leaves jump high.

Stanza 2

I feel the wind on my face.
I feel it run like a race.



Tips



Use Rhyming words

Use similes to compare your topic to something familiar.

Write facts about the topic you are going to talk about

Keep your ideas focused.
Write only what supports the main topic of your poem.

Select rhyme words that fit the meaning (not just because they rhyme.)

Repeat your line starter for structure.
Repetition helps your poem stay organized and connected

Use similes to compare your topic to something familiar.

Use sound words (Onomatopoeia) to make the poem more vivid.