

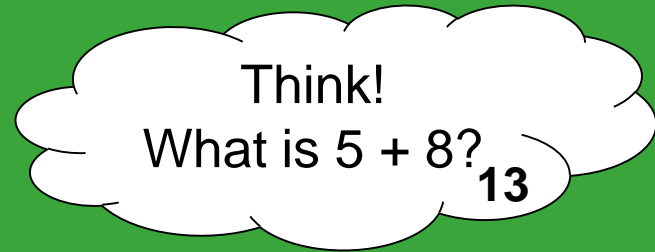
# Addition with Regrouping

Teacher : Rozalia Maayeh

# Begin by adding the ones.



$$\begin{array}{r} 35 \\ + 28 \\ \hline \end{array}$$



\*But we can't put 13 ones in the ones Place value because there are no space for them .So.....

# we regroup!

Put the 1 ten  
in the tens  
column!

$$\begin{array}{r} 1 \\ + 35 \\ + 28 \\ \hline 3 \end{array}$$

We keep the 3 in the  
ones and  
Carry over the extra  
ten to the tens place  
value)

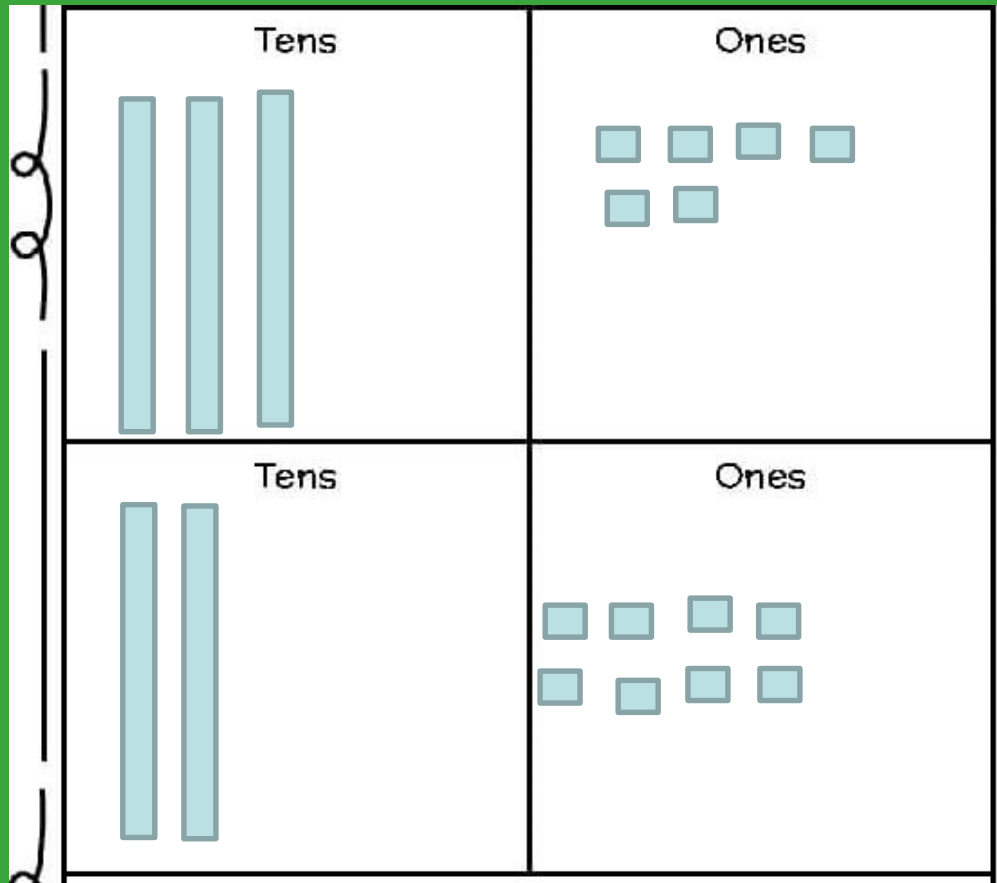
# Now, add the tens.

Don't forget to  
add the 1.

$$\begin{array}{r} 1 \\ 35 \\ + 28 \\ \hline 63 \end{array}$$

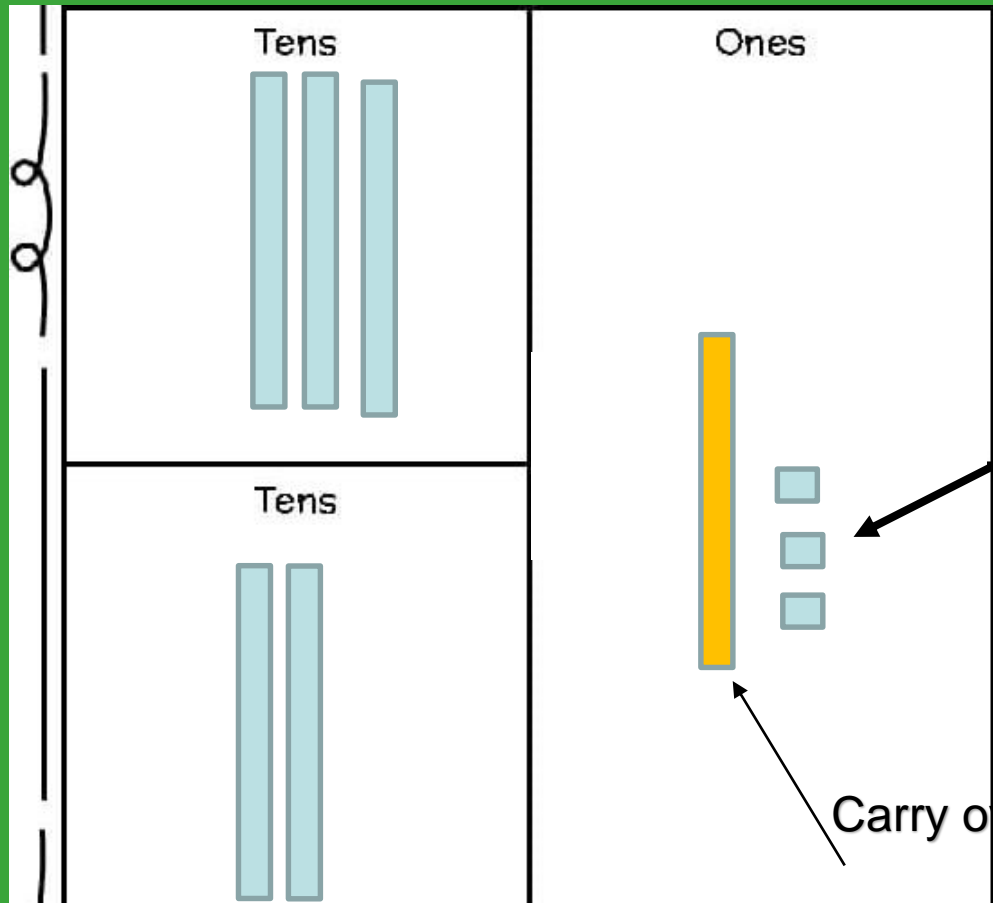
Think!  
What is  $3 + 2 + 1$ ?

## Deeper understanding for addition with regrouping



1- First we add the ones together

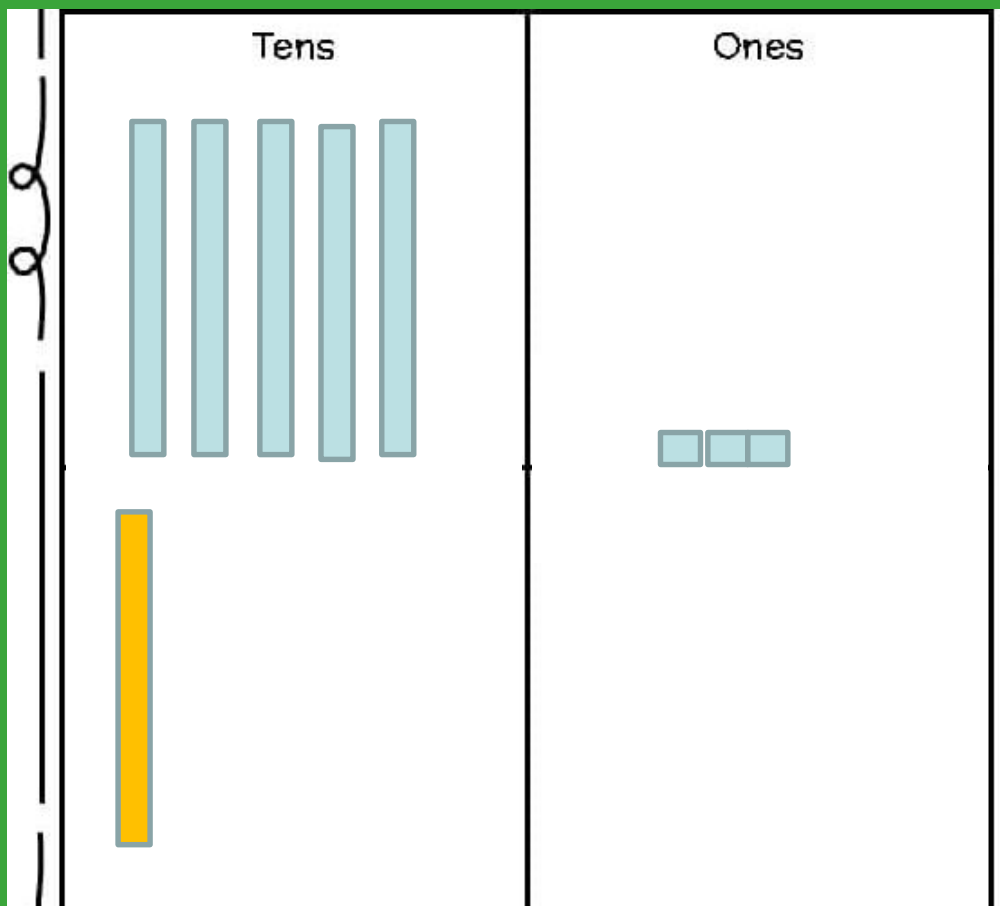
2- regroup by carrying over the extra ten to the tens place value.



We keep the 3 in the ones and Carry over the extra ten to the tens place value)

Carry over

3- Now add the tens.



The answer is

63

Let's Practice

$$\begin{array}{r} 29 \\ +25 \\ \hline \end{array}$$



A decorative border with a wood-grain pattern in shades of brown and tan, framing the entire content area.

# Let's Practice

$$\begin{array}{r} 58 \\ +27 \\ \hline \end{array}$$

A decorative border with a wood-grain pattern in shades of brown and tan, framing the entire content area.

# Let's Practice

$$\begin{array}{r} 45 \\ +16 \\ \hline \end{array}$$

The entire page is framed by a decorative border with a wood-grain pattern. The border is composed of horizontal lines at the top and bottom, and vertical lines on the left and right sides, all in shades of brown and tan with black outlines.

# Let's Practice

$$\begin{array}{r} 19 \\ +43 \\ \hline \end{array}$$

A decorative border with a wood-grain pattern in shades of brown and tan, framing the entire page.

# Let's Practice

$$\begin{array}{r} 39 \\ +22 \\ \hline \end{array}$$

A decorative border with a wood-grain pattern in shades of brown and tan, framing the entire page.

# Let's Practice

$$\begin{array}{r} 28 \\ +52 \\ \hline \end{array}$$

The image features a central green rectangle surrounded by a thick, stylized border with a wood-grain pattern in shades of brown and tan. The text "The End!" is centered within the green area.

The End!