



Worksheet number (5) / Writing

Name :

Subject:

English Language

Class:


Grade 3 (A / B / C / D)

Date:

/Nov/2025

Learning objective: Students will be able to write simple sentences and short paragraphs with correct punctuation, capitalization, and spacing.

What is Writing?




Writing is when we use words and sentences to tell our ideas on paper.
We can write about ourselves, our family, our school, our friends, or our daily life.

Parts of Good Writing

Title	More details	Capital and Small Letters	Punctuation Marks
<p>The title tells the reader what your writing is about.</p> <p>Write your title on the top line and in the middle.</p> <p>The first letter of every word in the title is Capital!</p>	<p>We leave a small space at the beginning of the first line.</p> <p>It means the paragraph is starting.</p>	<p>We use capital letters:</p> <ul style="list-style-type: none"> ✓ At the beginning of every sentence. ✓ For names of people, places, and days. ✓ For the word I. 	<p>(Full stop .) → at the end of a sentence.</p> <p>(Comma ,) → to separate words in a list.</p> <p>(Question mark ?) → after a question.</p>


How to Write a Good Paragraph

1. Think about your topic. (What do you want to write about?)
2. Plan your ideas. (What will come first, next, and last?)
3. Write your sentences. (Use full sentences, not words only.)
4. Check your writing. (Did you use capital letters, punctuation, and spacing?)





➤ Rewrite the sentences correctly as a paragraph.

- 
- I see a **CAPITAL** letter at the beginning of my sentence.

This image shows a full page of white paper with horizontal blue or grey ruling lines. The lines are evenly spaced and run across the width of the page, typical of notebook paper. There are no margins, text, or other markings on the page.