

Worksheet

Name : _____

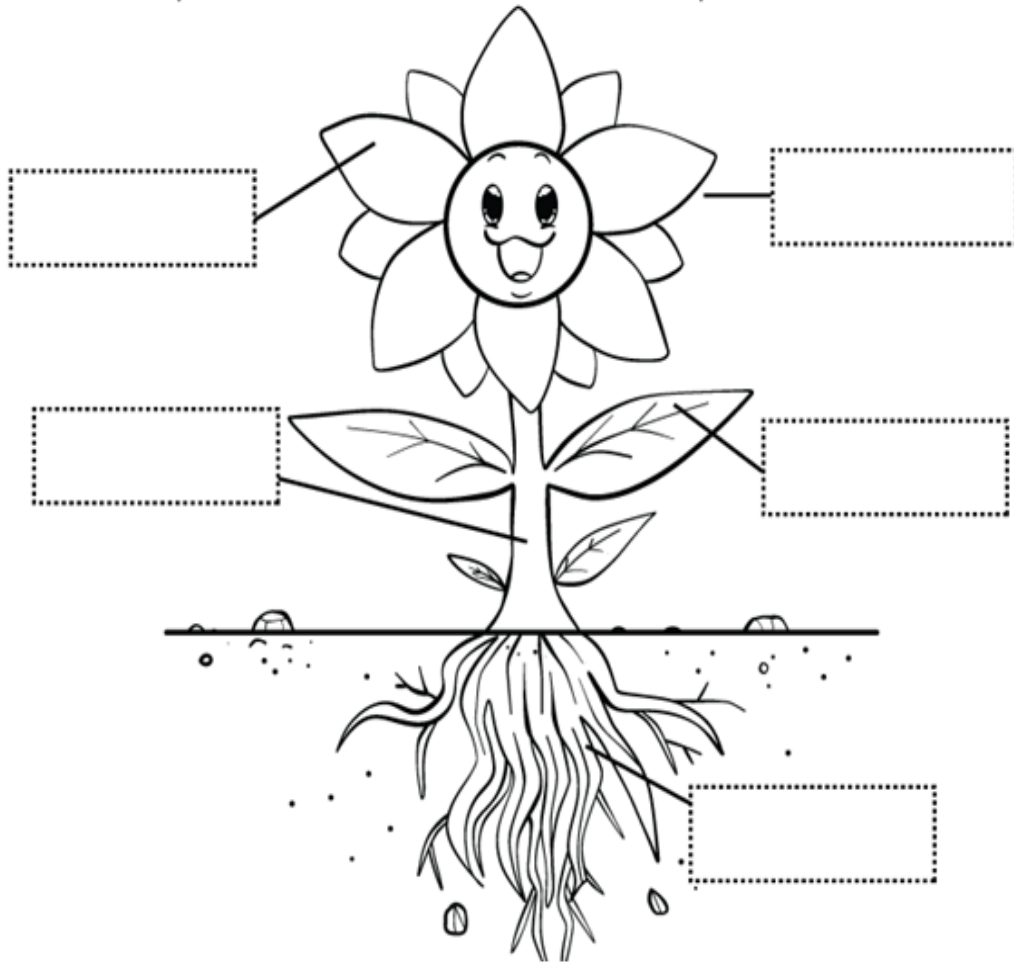
Subject: _____

Class: _____






Date: _____

Write the parts of flower in the box:

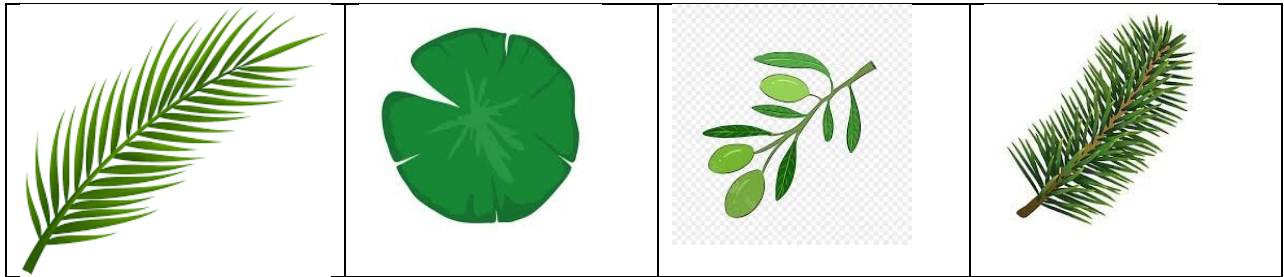
Petal	leaf	roots	stem	flower
--------------	-------------	--------------	-------------	---------------



Number the steps of the flower growth:


				
_____	_____	_____	_____	_____

Connect the leaf with its name:



Lotus leaf	Palm leaf	Pine leaf	Olive leaf
------------	-----------	-----------	------------

Write the vegetables and the fruit names in the correct place :



Fruit	Vegetables

Worksheet

Name :

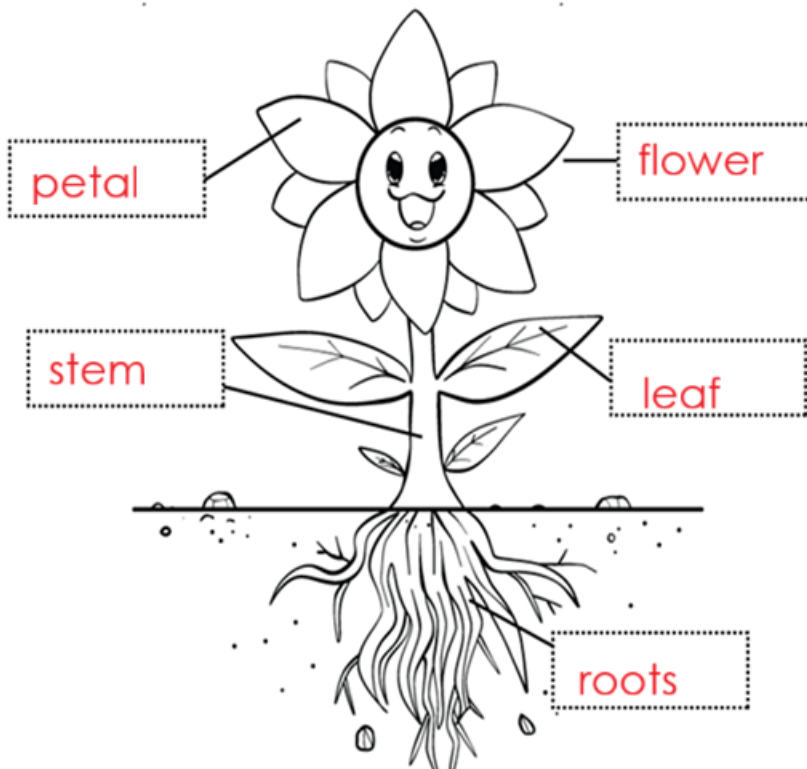
Subject:

Class:






Date:

Write the parts of flower in the box:





Petal	leaf	roots	stem	flower
--------------	-------------	--------------	-------------	---------------



Number the steps of the flower growth:


				
2	5	1	4	3

Connect the leaf with its name:

			
Lotus leaf	Palm leaf	Pine leaf	Olive leaf

Yellow lines connect the Palm leaf to Lotus leaf and the Olive leaf to Pine leaf. Blue lines connect the Lotus leaf to Palm leaf and the Pine leaf to Olive leaf.

Write the vegetables and the fruit names in the correct place :



Fruit	Vegetables
Grapes	Carrot
Apple	Tomato
Strawberry	Broccoli
Banana	Cabbage