



worksheet

Name :

Subject:

Phonics: (a-e, ai, ay)

Class:

Grade 2

Date:

***Learning Objective:** The students should be able to recognize the long A sound in its different patterns (a-e, ai, ay)

*Read all of the following words as quickly as possible. Your partner will record the time for each round.

a-e

ai

ay

face 	chain 	day 
tape 	pail 	pray 
cave 	mail 	ray 
game 	paint 	hay 
flame 	nail 	play 
cake 	sail 	tray 
cage 	brain 	say 
frame 	snail 	clay 

round 1

round 2

round 3

Q1: memory game: after reading the words three times let's see how many words can you write in each family word.

<u>a-e</u>	<u>ai</u>	<u>ay</u>
1.	1.	1.
2.	2.	2.
3.	3.	3.
4.	4.	4.
5.	5.	5.
6.	6.	6.



- **ai+ay** both have the same sound **A**. When you hear **A** sound in the middle of the word you should write **ai**. When you hear **A** sound at the end of the word you should write **ay**.

rain



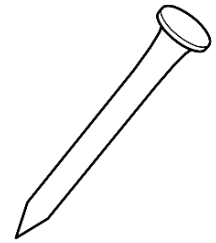
jail



tail




nail



sail



snail



wait



grain




• ay words :

Please Stay
at Home




stay



tray



play



bay



say



spray

gray



clay

Q2: A: Read the paragraph below and answer the questions that follow.

A Day At The Bay

Leo said "The sunny day was perfect for a trip to the bay ". As Leo sailed, he saw three boys playing basketball. After spending a beautiful day at the bay, Leo went with his dad to buy ice cream. It was a fantastic day filled with fun for Leo.

1. What was the weather on the day of the trip?


- a. cloudy b. sunny c. windy

2. Where did Tom go to sail?

- a. school b. bay c. park

3. What did Leo see while sailing?

4. What did Leo buy with his dad?



Q2: A: Fill in the blanks with the correct word from the box below.

grains	tray	spray	stay	clay	games
--------	------	-------	------	------	-------

1. I love playing with _____.
2. Please, put the bottles on the _____.
3. The farmer grows _____ in his garden.
4. I am bored, let's play board _____.
5. _____ some water on the plants, please.
6. It is safe to _____ at home.

B: Fill in the blanks with the correct word from the box below.

tape	cave	nail	jail	face
------	------	------	------	------

1. The police man took the thief to the _____.
2. Can you hand me a _____ to fix the bike?
3. Yesterday, I went to the bookshop and bought a _____.
4. My brother saw a snake in the _____.
5. Do you wash your _____ everyday?

Q3: Match the letters in **column A** with the letters in **column B** to create words. Write the words on the lines provided then draw a picture describing the word.

A

br

ca

pr

ch

tr

B

ke

ain

ain

ay

ay

Q4: Listen to the teacher and write the words in the correct column.

Note: if you hear the **A** sound in the middle of the word you should write **ai**. If you hear the **A** sound at the end of the word you should write **ay**.

<u>ay</u>	<u>ai</u>
1.	1.
2.	2.
3.	3.

Q5: Look at the pictures and write the words using ai / ay

NOTE: remember to say the word first then write it.



Q6: Use the words below to create meaningful sentences.

How do we write a sentence?

name + verb + object **for example:** Jad has a cat.

(There is /on)

snail:

(The elephant)

gray:

(for the train)

wait:

(has)

tail: