



## Worksheet 2

Name :

Subject:

Unit 2: Words page 16

Class:

Grade 1

Date:

**\*Learning Objective:** to recognize the vocabulary of the lesson page 16.

Q1: Match the words to the picture.

1 ☐ sleep

2 ☐ elephant

3 ☐ lonely

4 ☐ play



5 ☐ sad

6 ☐ eat

7 ☐ scared

8 ☐ tortoise

Q2: Look and write the letters in the correct order to make words.



ynloel  
 lonely



aet



ads



ylpa



thnepela



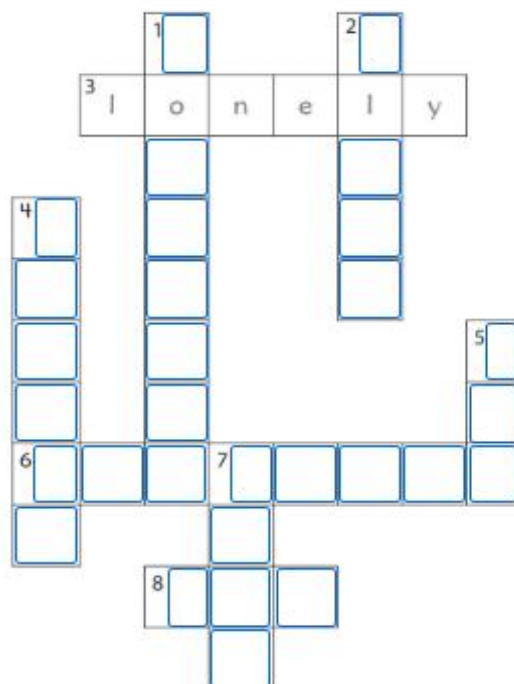
dserca

Q3: Look and complete the crossword.

Across →




Down ↓



Q3: A: Match the things that we do.



scared



## Things we do



sad



swim



lonely



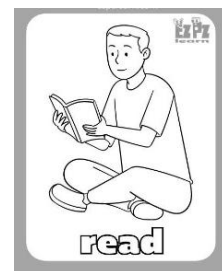
B: Match the things that we feel.




angry



scared




## Things we feel



happy



lonely



Q4: Sort the words into its correct column.

<b>run</b>	<b>jump</b>	<b>happy</b>	<b>angry</b>	<b>color</b>	<b>lonely</b>
------------	-------------	--------------	--------------	--------------	---------------

<u><b>things we do</b></u>	<u><b>things we feel</b></u>
1.	1.
2.	2.
3.	3.

Q5: Look at the pictures and write how you feel using the words in the box.

<b>angry</b>	<b>lonely</b>	<b>scared</b>
--------------	---------------	---------------




---

---

---

---




---

---

---

---




---

---

---

---

sleepy

happy

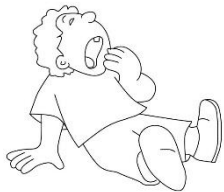
sad



Four horizontal lines for handwriting practice: a top pink line, a middle blue line, a baseline pink line, and a descender pink line.



Four horizontal lines for handwriting practice: a top pink line, a middle blue line, a baseline pink line, and a descender pink line.



Four horizontal lines for handwriting practice: a top pink line, a middle blue line, a baseline pink line, and a descender pink line.

Teacher Nadeen